





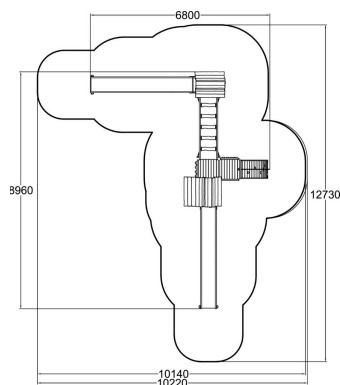
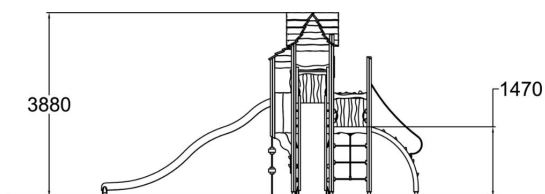


-  Balancing
1
-  Bridges
1
-  Climbing
5
-  Roofs
2
-  Slides
2
-  Towers
3



Spell hill looks quite tame, but thanks to the two different sized towers, grand slides and numerous climbing features it excites players again and again! The transfer between the towers is a thrilling challenge with a 2,5 m long, slightly slanted net bridge with handrails, and it is the only way to the second tower. The towers reach up to almost 4 metres. The second tower has a U-shaped net underneath for climbing or just hanging out with friends. It can be accessed from the ground. More details on the "Materials and colours" tab.



User age	3+
Number of users	13
Product length, mm	8960
Product width, mm	6800
Product height, mm	3970
Impact area, m ²	66
Falling space, m ²	66.3
Height required, mm	3880
Max. free fall height, mm	1970
Safety info	EN 1176-1, 3 TÜV
Installation time (for 1), H	48